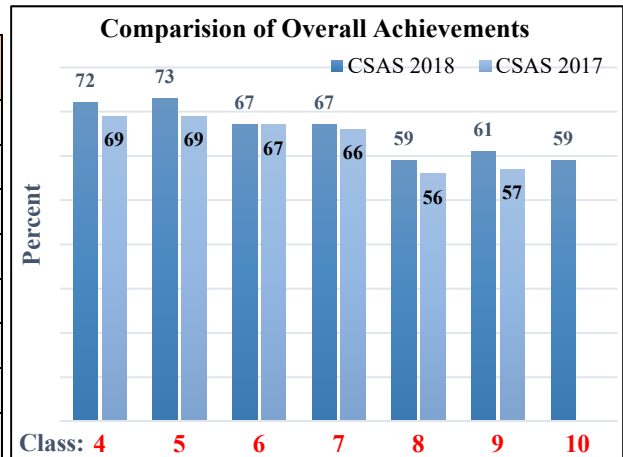


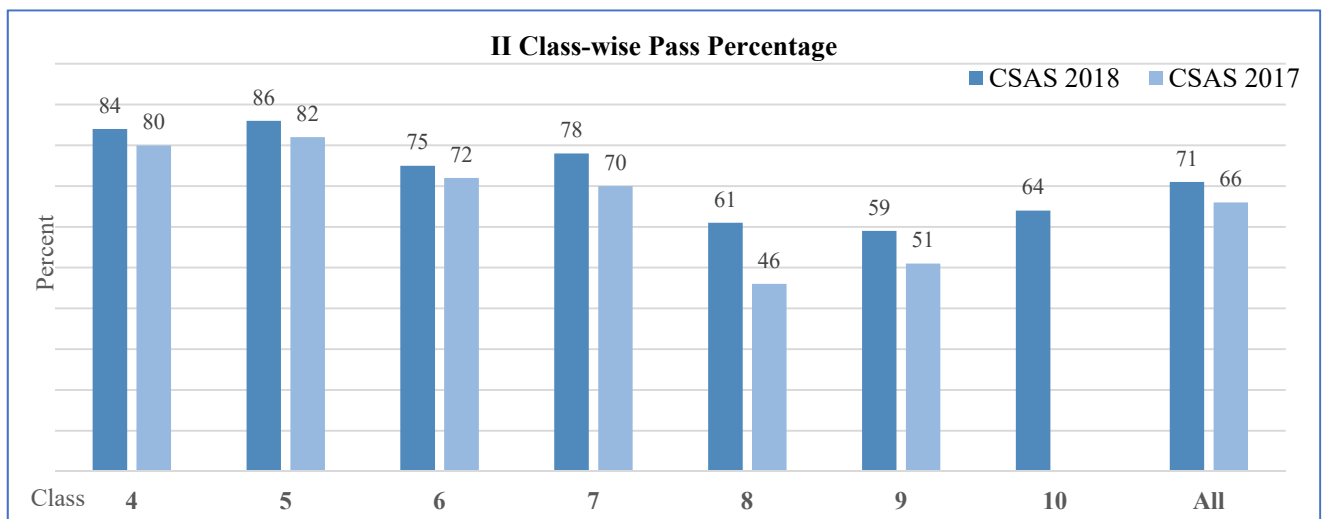
CENSUS BASED STATE ACHIEVEMENT SURVEY (CSAS) 2018 TUMAKURU DISTRICT ACHIEVEMENTS

I Class-wise and Subject-wise Achievements:

Subject / Class	4	5	6	7	8	9	10	All 2018	All 2017
Lang 1	75	68	72	75	68	75	69	71	68
Lang 2	69	72	69	73	53	49	50	61	62
Lang 3			62	59	58	65	51	59	61
Maths	72	72	63	64	64	61	55	64	65
EVS/Sci	72	78	68	63	55	49	62	63	62
SS			70	67	58	68	69	66	62
All - 2018	72	73	67	67	59	61	59	65	
All - 2017	69	69	67	66	56	57			63

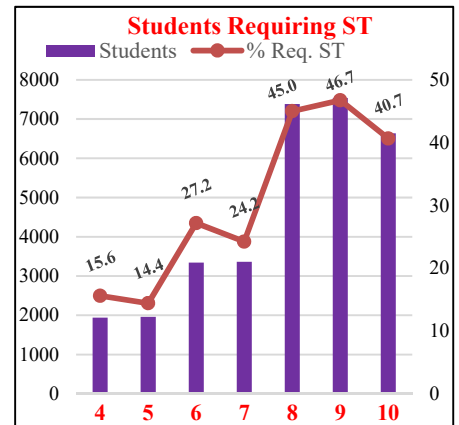


II Class-wise Pass Percentage



III Class-wise and Subject-wise Supplementary Teaching (ST):

Class	Students	L1	L2	L3	Math	EVS / Sci	SS	Sub Agg
4	1942	911	1130	-	691	821	-	3553
5	1960	1250	1113	-	708	749	-	3820
6	3346	1022	1269	1744	943	994	924	6896
7	3362	728	956	1854	916	1208	991	6653
8	7383	1770	3638	3359	2282	3456	2651	17156
9	7536	915	4482	2233	2313	4311	2112	16366
10	6637	827	3699	3858	2008	2136	1103	13631
Overall	32166	7423	16287	13048	9861	13675	7781	68075



Sub Agg.: Subjects Aggregate

IV Deficiencies in Competency Levels (< 40% listed below): Pl see "Competency List" file for details

Class/Sub	Kannada	English	Maths	EVS/Sci	SS
4				EVS411, 419, 430	
5	KAN501, 506, 510		MATH516, 519, 523		
6	KAN620	ENG607, 627	MATH602, 610, 623	SCI608, 623	SS618
7	KAN709	ENG709	MATH704, 710, 713, 717	SCI709, 711, 727	
8	KAN811, 814	ENG803, 804, 808, 817, 818, 828	MATH805	SCI809, 810, 812, 816, 823, 826	SS803, 809, 813, 822, 826
9	KAN919	ENG901, 906, 913, 916, 918, 925, 926, 930	MATH 911	SCI902, 906, 909, 916, 917, 918, 919, 921, 923	
10	KAN0123	ENG0104, 0105, 0106, 0112, 0114, 0116, 0125, 0126, 0127	MATH0106, 0114, 0116, 0117, 0118, 0120, 0123, 0124, 0126, 0128	SCI0112, 0121	SS0105, 0111